

ENVIROCAT EPZG AS A HETEROGENEOUS CATALYST FOR THE SYNTHESIS OF 3,3-DISUBSTITUTED OXINDOLES

Rahul Patil^{1,*}, Uday Lad¹, Suresh Shendage² and Uttam More³

¹Department of Chemistry, Yashwantrao Chavan College of Science Karad, Maharashtra, India.

²KET'S Vinayak Ganesh Vaze College of Arts, Science and Commerce, Mithagar Road, Mulund-Mumbai 400081, India

³Department of Chemistry, Sadguru Gadage Maharaj College, Karad, Maharashtra, India.
E-mail: rspatilorg@gmail.com

ABSTRACT

Synthesis of 3,3-Disubstituted Oxindoles was achieved by one-pot multicomponent condensation of isatin, malononitrile and indole in presence of Envirocat EPZ-G as a heterogeneous environmental friendly catalyst. This is an environmentally benign method and reusability of the catalyst is beneficial over the others.

Keywords: Oxindoles, EPZ-G and Enviro Catalyst.

© RASĀYAN. All rights reserved

INTRODUCTION

The multicomponent protocol has great applicability as an environmentally benign synthesis. It has minimization of steps, atom economy, high yield, minimization of waste, cost-effective natural availability, high thermal stability and reusability.¹⁻⁹ In recent years research has started great attention towards the development of multicomponent organic synthesis by using inorganic material¹⁰. EPZ-G is one of the versatile inorganic materials that act as an enviro catalyst with heterogeneous and acidic properties owing to the properties EPZG as Lewis acid¹¹ reported in the different transformations such as synthesis of nitro olefins¹², silylation of alcohols¹³, methoxylation of alcohols¹⁴, aldoximes to nitriles¹⁵, and Tosylhydrazones¹⁶. In this protocol, we have reported a method of 3,3-Disubstituted Oxindoles synthesis using EPZG catalyst as an environmentally benign protocol.

It involves Knoevenagel condensation followed by Michael addition. Many reports have shown that Knoevenagel condensation of aldehyde or ketone with malononitrile was catalyzed by the base, but recently ZnCl₂¹⁷, Bismuth Nitrate¹⁸ and Maxican bentonitrile¹⁹ EPZ-G²⁰ were successfully used as an acid catalyst. This prompted as to develop a new strategy of synthesis of 3,3-Disubstituted Oxindoles by Knoevenagel condensation followed by Michael addition.

3,3-Disubstituted Oxindoles is biologically active compounds²¹⁻²⁵ present in many natural products²⁶⁻²⁹ Most of the biologically active compounds³⁰⁻³¹ have based on indole skeleton. 3,3-Disubstituted Oxindoles carry quaternary carbon atom and multiple functional groups that are strong intermediate which helps during the preparation of biologically active compounds³² such as anti-HIV³³, anti-tumor³⁴⁻³⁷, anti-malarial³⁸, anti-microbial³⁹, anti-tubercular⁴⁰⁻⁴¹, and antimalarial.⁴² To capture these opportunities chemists play a great role in developing of green synthesis of 3,3-Disubstituted Oxindoles.⁴³⁻⁴⁸

EXPERIMENTAL

Various substituted isatin and Isatin derivatives (Sigma-Aldrich), malononitrile ((Sigma-Aldrich), indole and its derivatives (Himedia) were uses as received without purification. IR spectra were recorded on FT-IR -7600 Lambda Scientific Spectrometer. NMR spectra were recorded on a Bruker AC 400 MHz spectrometer in DMSO D₆ using tetramethylsilane as an internal standard material.

General Procedure

In a 25ml round, bottom flask mixture of isatin (1mmol), malononitrile (1mmol), indole (1mmol) and 30mg EPZG catalyst was refluxed in 5mL water: ethanol (v/v 70:30) solvent system at about 80°C for the desired

Rasayan J. Chem., 13(3), 1735-1743(2020)

<http://dx.doi.org/10.31788/RJC.2020.1335759>



CrossMark

time specified in Table-4. The completion of the reaction was observed by TLC. Upon completion of the reaction separation of the product was carried out by using ethyl acetate. Further purification was carried out by column chromatography using hexane-ethyl acetate (8:2) v/v mixture. All the products were purified by the same technique and were found to be correct. Further structures of the product were confirmed by ^1H NMR, ^{13}C NMR and IR.

Spectroscopic Data of 3,3-Disubstituted Oxindoles (Table-1)

(1a): 2-[3-(1H-indol-3yl)—5-methyl-2-oxoindiln-3yl]malononitrile

Color: Brown., T_{mp} : 220 °C, IR (KBr) cm^{-1} : 3360, 2923, 2258, 1743, 1480, 1287, 1774, 825 & 746, ^1H NMR (400 MHz, DMSO $-d_6$): δ , ppm: 2.34 (m, 3H), 5.19 (s, 1H, -CH), 6.91-7.49 ppm (m, 8H Ar-H), 9.94 (bs, 1H, -NH), 10.14 (bs, 1H, -N-H), ^{13}C NMR (100 MHz, DMSO $-d_6$): δ , ppm: 14.08, 22.58, 29.86, 54.08, 110.63, 111.40, 111.69, 111.90, 112.11, 115.39, 120.15, 120.19, 122.45, 124.38, 125.32, 127.67, 135.39, 137.34, 155.92, 174.85.

(1b): 2-[3-(1H-indol-3yl)-2-oxoindiln-3yl]malononitrile

Color: Brown., T_{mp} : 222 °C, IR (KBr) cm^{-1} : 3430, 3369, 2897, 2249, 1717, 1603, 1462, 1314, 1209, 1096, 1008, 886 & 755, ^1H NMR (400 MHz, DMSO $-d_6$): δ , ppm: 5.20 (s, 1H, -CH), 7.0-7.67 (m, 9H Ar-H), 9.88 (bs, 1H, -NH), 10.25 (bs, 1H, -N-H), ^{13}C NMR (100 MHz, DMSO $-d_6$): δ , ppm: 25.88, 53.78, 107.87, 110.63, 111.24, 111.40, 111.84, 112.15, 114.86, 119.07, 120.20, 121.20, 121.61, 122.54, 123.02, 123.16, 124.36, 125.19, 125.42, 126.56, 126.68, 130.60, 137.32, 137.80, 142.14, 175.02.

(1c): 2-[3-(1H-indol-3yl)—5-methoxy-2-oxoindiln-3yl] malononitrile

Color: Brown., T_{mp} : 189 °C, IR (KBr) cm^{-1} : 3413, 3264, 2942, 2270, 1717, 1492, 1330, 1208, 875, 743, ^1H NMR (400 MHz, DMSO $-d_6$): δ ppm: 3.76 (s, 3H, -OCH₃), 5.18 ppm (s, 1H, -CH), 6.89-7.52 (m, 8H Ar-H), 9.86 (bs, 1H, -NH), δ = 10.07 (bs, 1H, -N-H), ^{13}C NMR (100 MHz, DMSO $-d_6$): δ , ppm: 14.14, 23.01, 31.51, 55.79, 111.02, 111.82, 113.58, 114.22, 117.19, 118.43, 120.04, 121.10, 123.17, 124.72, 126.08, 134.24, 136.09, 159.08.

(1d): 2-[3-(1H-indol-3yl)—5,7-dimethyl-2-oxoindiln-3yl]malononitrile

Color: Brown. T_{mp} : 210 °C, IR (KBr) cm^{-1} : 3378, 3264, 2914, 2233, 1717, 1630, 1462, 1340, 1165, 1025, 921, & 746, ^1H NMR (400 MHz, DMSO $-d_6$): δ , ppm: 2.03-2.57 (m, 6H, 2-CH₃), 5.18 (s, 1H, -CH), 6.84-7.67 (m, 7H Ar-H), 9.43 ppm (bs, 1H, -NH), 9.72 (bs, 1H, N-H), ^{13}C NMR (100 MHz, DMSO $-d_6$): δ , ppm = 29.70, 39.32, 55.20, 110.99, 113.55, 114.43, 115.13, 119.18, 119.98, 120.06, 121.88, 123.50, 124.03, 127.05, 129.59, 133.46, 136.19, 136.70, 158.86, 168.81.

(1e): 2-[3-(1H-indol-3yl)—5-fluoro -2-oxoindiln-3yl] malononitrile

Color: Brown, T_{mp} : 240 °C, IR (KBr) cm^{-1} : 3395, 3351, 1734, 1621, 1489, 1271, 1218, 816 & 746, ^1H NMR (400 MHz, DMSO $-d_6$): δ , ppm: 5.21 (s, 1H, -CH), 6.99-7.55 (m, 8H Ar-H), 9.87 (bs, -NH), δ = 10.34 (bs, 1H, N-H), ^{13}C NMR (100 MHz, DMSO $-d_6$): δ , ppm: 29.73, 54.12, 107.37, 110.41, 111.13, 112.00, 112.08, 112.23, 113.05, 113.31, 117.14, 117.37, 120.06, 120.38, 122.71, 124.20, 125.22, 127.80, 127.88, 137.34, 138.22, 138.24, 157.72, 160.13, 174.89

(1f): 2-[3-(1H-indol-3yl)—5-Choloro -2-oxoindiln-3yl] malononitrile

Color: Brown, T_{mp} : 186 °C, IR (KBr) cm^{-1} : 3386, 2914, 2249, 1717, 1630, 1462, 1296, 1244, 1165, 1034, 825 & 728, ^1H NMR (400 MHz, DMSO $-d_6$): δ , ppm: 5.19 (s, 1H, -CH), δ = 6.89-7.71 (m, 8H Ar-H), δ = 8.42-8.45 (bs, 2H, -2NH), ^{13}C NMR (100 MHz, DMSO $-d_6$): δ , ppm: 29.88, 53.96, 107.32, 110.36, 111.04, 112.24, 112.35, 120.11, 120.84, 122.80, 124.15, 125.31, 125.43, 128.05, 128.33, 130.76, 137.34, 140.81, 174.61

(1g): 2-[3-(1H-indol-3yl)—5- Bromo -2-oxoindiln-3yl] malononitrile

Color: Brown, T_{mp} : 190 °C, IR (KBr) cm^{-1} : 3386, 3264, 2932, 2242, 1717, 1612, 1498, 1323, 1183, & 850, ^1H NMR (400 MHz, DMSO $-d_6$): δ , ppm: 5.19 (s, 1H, -CH), 6.89-7.86 (m, 8H Ar-H), 8.41 (bs, 2H, -2NH), ^{13}C

NMR (100 MHz, DMSO $-d_6$): δ ,ppm : 29.69, 53.92, 107.34, 110.35, 111.02, 112.24, 112.80, 120.17, 120.48, 122.79, 124.15, 125.35, 128.11, 128.42, 133.63, 137.38, 141.38, 174.39.

(1h): 2-[3-(2-methyl-1H-indol-3yl)—5- methoxy-2-oxoindiln-3yl] malononitrile

Color: Brown. T_{mp} : 212 °C, IR (KBr) cm^{-1} : 3308, 2949, 2189, 1717, 1489, 1296, 1192, 999, 825 & 737, 1H NMR(400 MHz, DMSO $-d_6$) : δ , ppm : 2.37 (s, 3H, $-CH_3$), 3.14 (s, 3H, $-OCH_3$), 5.42 (s, 1H, $-CH$), 6.78-7.03 (m, 7H, Ar-H), 9.60 (bs, 1H, $-NH$), 9.94 ppm (bs, 1H, $-N-H$) ^{13}C NMR (100 MHz, DMSO $-d_6$): δ ,ppm : 14.31, 30.44, 54.54, 55.75, 110.61, 111.05, 111.61, 111.90, 112.05, 115.63, 118.98, 119.61, 120.99, 126.57, 128.89, 134.38, 135.12, 135.62, 155.85, 175.51

(1i): 2-[3-(2-methyl-1H-indol-3yl)—5-bromo-2-oxoindiln-3yl] malononitrile

Color: Brown, T_{mp} : 186 °C, IR (KBr) cm^{-1} : 3386, 2923, 2249, 1708, 1603, 1480, 1287, 1156, 1113, 825 & 746, 1H NMR (400 MHz, DMSO $-d_6$): δ , ppm : 1.60 (s, 3H, $-CH_3$) 5.42 (s, 1H, $-CH$), 6.91-7.83 (m, 7H Ar-H), 7.97 (bs, 1H, $-NH$), 8.12 (bs, 1H, $-N-H$), ^{13}C NMR (100 MHz, DMSO $-d_6$): δ ,ppm : 30.11, 52.00, 99.15, 111.03, 112.03, 112.39, 116.42, 120.76, 122.25, 126.54, 129.26, 134.08, 140.04, 147.82, 171.00.

(1j): 2-[3-(2-methyl-1H-indol-3yl)—5,7-dimethyl-2-oxoindiln-3yl] malononitrile

Color: Brown, T_{mp} : 228 °C, IR (KBr) cm^{-1} : 3370, 3219, 2909, 2245, 1717, 1645, 1492 1360, 1165, 975, 850 & 741, 1H NMR (400 MHz, DMSO $-d_6$): δ ,ppm : 2.17-2.47 (m, 9H, 3- CH_3), 5.46 (s, 1H, $-CH$), 6.79-7.90 (m, 6H, Ar-H), 8.07 (bs, 2H -2 NH), ^{13}C NMR (100 MHz, DMSO $-d_6$) : δ , ppm: 38.02, 55.78, 111.45, 112.19, 114.51, 115.38, 115.88, 116.08, 118.76, 119.54, 121.16, 22.28, 123.98, 127.04, 129.16, 130.12, 131.10, 132.04, 133.32, 133.94, 134.74, 135.15, 137.84, 144.58, 149.55, 163.15 ppm.

(1k): 2-[3-(2-methyl-1H-indol-3yl)- 2-oxoindiln-3yl]malononitrile

Color: Brown, T_{mp} : 180 °C, IR (KBr) cm^{-1} : 3339, 3260, 2927, 2219, 1717, 1630, 1490, 1289, 1172, 900 & 749, 1H NMR (400 MHz, DMSO $-d_6$) : δ ,ppm : 2.28-2.79 (m, 3H, $-CH_3$), 5.96 (s, 1H, $-CH$), 6.83-7.73 (m, 8H, Ar-H), 10.90 (bs, 2H, 2N-H), ^{13}C NMR (100 MHz, DMSO $-d_6$): δ , ppm = 28.12, 57.44, 111.45, 112.44, 114.92, 115.33, 116.91, 117.42, 118.76, 119.20, 121.12, 112.53, 123.98, 124.06, 126.72, 127.04, 130.07, 134.04, 137.84, 144.58, 149.55, 163.34.

(1l): 2-[3-(2-methyl-1H-indol-3yl)—5-iodo-2-oxoindiln-3yl] malononitrile

Color: Brown, T_{mp} : 216 °C, IR (KBr) cm^{-1} : 3374, 3210, 2930, 2233, 1716, 1608, 1466, 1342, 1204, 766 & 710, 1H NMR (400 MHz, DMSO $-d_6$): δ , ppm : 2.32 (s, 3H, $-CH_3$), 5.44 (s, 1H, $-CH$), 6.84-8.08 (m, 8H Ar-H), ^{13}C NMR (100 MHz, DMSO $-d_6$): δ ,ppm : 30.23, 52.09, 111.04, 111.93, 111.09, 120.75, 120.93 , 122.25 , 126.53 , 131.19 , 137.43, 138.08 , 151.96 , 175.07.

(1m): 2-[3-(2-methyl-1H-indol-3yl)—5-methyl-2-oxoindiln-3yl] malononitrile

Color: Brown, T_{mp} : 260 °C, IR (KBr) cm^{-1} : 3344, 3298, 2953, 2284, 1717, 1631, 1488, 1217, 1169, 763 & 629, 1H NMR(400 MHz, DMSO $-d_6$) : δ ,ppm : 2.35 (m, 6H, 2- CH_3), 5.44 (s, 1H, $-CH$), 6.76 – 7.81 (m, 8H, Ar-H), 9.67 (bs, 1H, $-NH$), 10.31 (bs, 1H, N-H), ^{13}C NMR (100 MHz, DMSO $-d_6$): δ ,ppm : 29.34, 40.52, 54.82, 54.90, 111.92, 112.17, 113.14, 114.89, 118.22, 118.92, 119.68, 120.33, 122.41, 123.07, 125.03, 127.75, 133.12, 134.76, 136.88, 159.04.

RESULTS AND DISCUSSION

We have developed the synthesis of 3,3-Disubstituted Oxindoles via one-pot multi-component condensation of indole, malononitrile and isatin by using EPZ-G as a catalyst and in presence of mixed solvent system (Water: Ethanol 70: 30 v/v) under reflux condition This is an expeditious procedure gives yield the fine product (Scheme-1). The results were obtained summarized in Table-1.

As the reaction was carried out with the different substituents in indole and isatin revealed delicate electronic effect, electron-donating groups deactivates the isatin as well as indole nucleus like methyl and methoxy group (entries 3 and 4, Table-1). Due to this prolonged reaction time and offered corresponding less yield of the product. Reacting nucleus bearing electron-withdrawing group such as Br, F (entries 5 and

6, Table-1) reacts much faster and offered an excellent yield of the product. Perhaps low yield of product was due to the steric hindrance offered in 2-substituted indole (entries 8 to 13, Table-1)

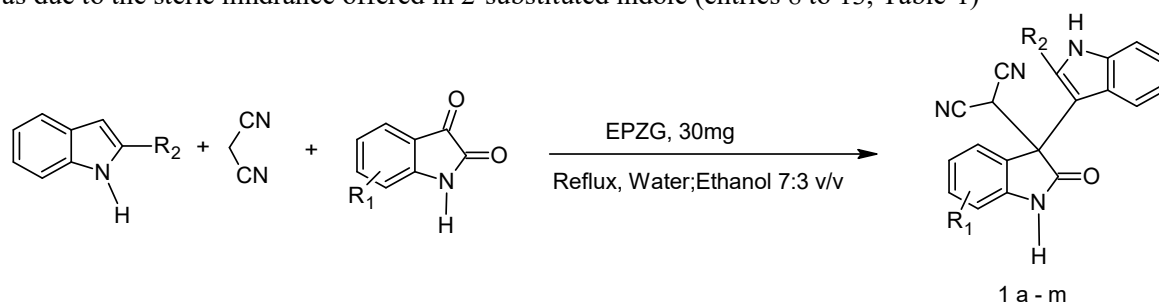
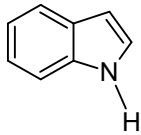
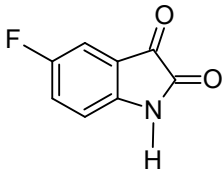
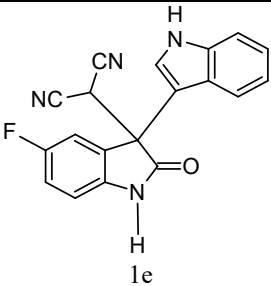
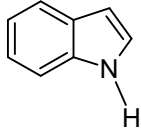
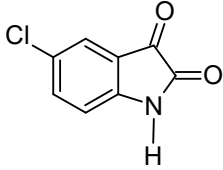
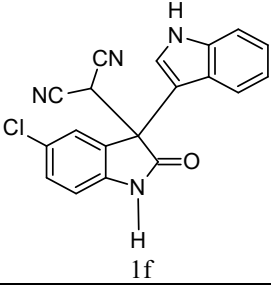
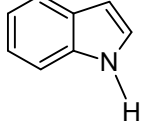
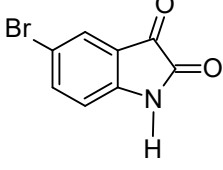
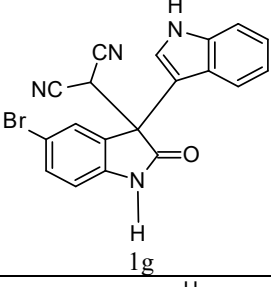
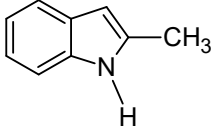
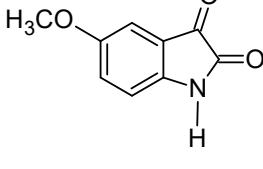
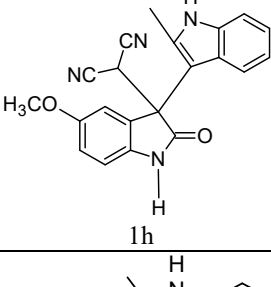
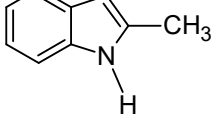
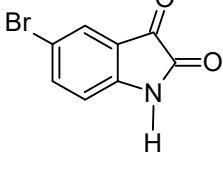
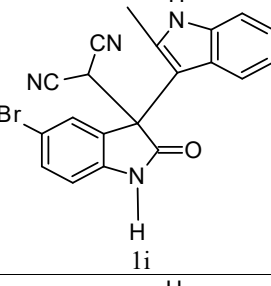
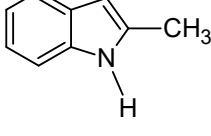
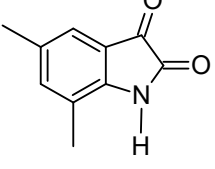
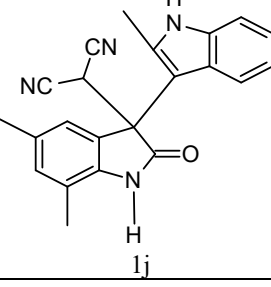
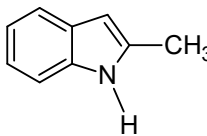
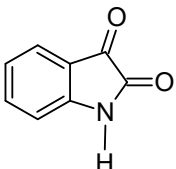
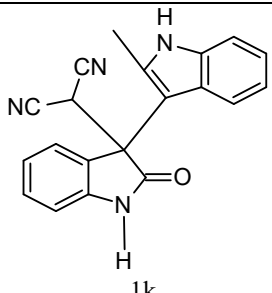
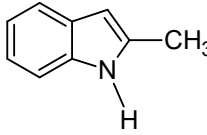
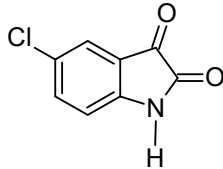
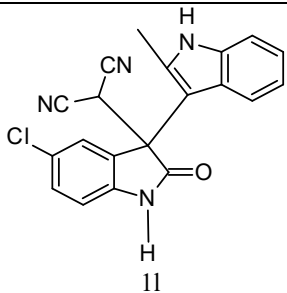
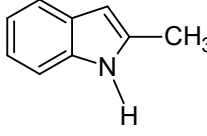
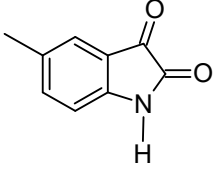
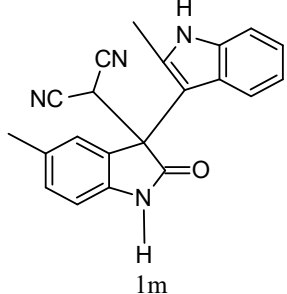


Table-1: One-pot Multicomponent Synthesis of 3,3-Disubstituted Oxindoles

Entry	Indole	Isatin	Product 1(a-m)	Time hour	Yield %
1				6.5	93
2				6	89
3				7.5	86
4				8	87

5			 1e	6	92
6			 1f	6	90
7			 1g	6	90
8			 1h	7	86
9			 1i	7.5	90
10			 1j	9	87

11				7.5	88
12				6	89
13				8	90

Reaction Condition: Indole (1mmol), isatin (1mmol) and malononitrile (1mmol) reflux in 5mL water: ethanol (v/v 70:30) solvent system, EPZ-G 30mg.

The results were obtained for 3,3-Disubstituted Oxindoles was summarized in Table-1, it was clear that the amount of catalyst increases yield of the product also increases with decreasing in reaction time, 30mg of the catalyst is sufficient for the reaction to obtained maximum yield (Entry 5, Table-2). Whenever amount of catalyst increases i.e. 35mg and 40mg no significant change in the reaction time and yield (Entry 6 and 7, Table-2). While amount of catalyst decreases then it effects the reaction time and yield. (Entry 1, 2, 3 and 4, Table-2).

Table-2: Screening of Catalyst

S. No.	Catalyst	Mol %	Time (h)	Yield (%)
1	EPZ-G	10	12	82
2	EPZ-G	15	10	84
3	EPZ-G	20	09	84
4	EPZ-G	25	08	88
5	EPZ-G	30	6	92
6	EPZ-G	35	6	90
7	EPZ-G	40	6	90

Reaction Condition: Indole (1mmol), isatin (1mmol) and malononitrile (1mmol) reflux in 5mL water: ethanol (v/v 70:30) solvent system, EPZ-G 30mg.

Further extension of the study towards the mixed solvent system and it has been proved that mixed solvent system was most powerful than the single solvent, the same reaction was carried out with different

proportion of ethanol and water as a solvent system then wonderful results were obtained for the same solvent system (Table-3).

To develop an aqueous solvent system model reaction was carried out in a universal solvent, i.e. water (entry 1, Table-3). But the result achieved was very poor, so the reaction was carried out in pure ethanol medium then also yield and reaction time was not good. After that we have tried for the mixed solvent system⁵ and compared its result (Table-3), and it was found that mixed solvent system plays an important role during the formation of product and mixed solvent system (entry 4, Table-3) gives an excellent yield of the product within comparable reaction time. The product was separated by ethyl acetate to remove the catalyst.

Table-3: Use of Different Solvent Systems

S. No.	Solvent	Solvent System (%)	Time (h)	Yield (%)
1	Water	100	10	54
2	Water: ethanol	90:10	8	61
3	Water: ethanol	80:20	8	82
4	Water: ethanol	70:30	6	92
5	Water: ethanol	60:40	7	87
6	Water: ethanol	50:50	7	87
7	Water: ethanol	40:60	8	83
8	Water: ethanol	30:70	9	82
9	Water: ethanol	20:80	10	82
10	Water: ethanol	10:90	10	81
11	Ethanol	100	11	80

Reaction Condition: Indole (1mmol), isatin (1mmol) and malononitrile (1mmol) reflux in 5mL water: ethanol (v/v 70:30) solvent system using 30mg of EPZ-G catalyst.

Reusability of Catalyst

After the recovery catalyst was washed with ethyl acetate then with water, dried well in the oven, and reused for further reaction. Reusability studied and result achieved summarized in table 4 (entry 1-6, Table-3). From the results, it was clear that excellent reusability of the catalyst after five successive transformations, after that yield of the product decreases due to leaching out of the catalyst.

Table-4: The Reusability of EPZG.

S. No.	Time (h)	Yield (%)
1	6	92
2	6	90
3	6	88
4	7	87
5	7	85
6	9	72

Reaction Condition: Indole (1mmol), isatin (1mmol) and malononitrile (1mmol) reflux in 5mL water: ethanol (v/v 70:30) solvent system using 30mg of EPZ-G catalyst.

CONCLUSION

We have developed a one-pot protocol for the 3,3-Disubstituted Oxindoles under a mixed solvent system (water: ethanol, 3:7v/v) catalyzed by 30mg of EPZG. In this context, EPZG as a Lewis acid signifies remarkable performance due to electrophilic nature. The demand for this catalyst not only for maintainable yield but also to replace the use of toxic catalysts or solvents. Moreover, eco-friendly, simple workup procedure, reusability of the catalyst makes this protocol acceptable methodology.

REFERENCES

1. A. Strecker, *Justus Liebigs Annalen Der Chemie*, **75**, 27(1850), DOI:10.1002/9780470638859
2. I. Ugi, *Advanced Synthesis and Catalysis*, **339**, 499(1997).
3. N. K. Terret, M. Gardener, D. W. Gordon, R. J. Kobylecki, J., Steele, *Tetrahedron*, **51**, 8135(1995), DOI:10.1016/S0040-4039(97)00986-6

4. A. Domling, I. Ugi, *Angewanted Chemie International Edition*, **39**, 3168 (2000), DOI:10.1002/1521-3773(20000915)39:183.0.
5. A. Domling, *Chemical Reviews*, **106**, 17(2006), DOI:10.1021/cr0505728
6. R. W. Armstrong, A. P. Combs, P. A. Tempest, S. D. Brown, T. A. Keating, *Accounts of Chemical Research*, **29**, 132 (1996).
7. F. L. Muller, T. Constantieux, J. Rodriguez, *Journal of The American Chemical Society*, **127**, 171(2005), DOI:10.1021/ja0570032
8. B., Willy, T. J. Muller, *European Journal of Organic Chemistry*, **2008(24)**, 4157(2008), DOI:10.1002/ejoc.200800444
9. M, Adib, E. Sheikhi, A. kavooosi, H. R. Bijanzadeh, *Tetrahedron*, **66**, 9263(2010), DOI:10.1002/hlca.201300384
10. J. H. Clark, A. P. Kybett, and D. J. Macaquarrie, *Supported Reagents, VCH, New York* 1992, DOI:10.1002/ange.19941060433
11. B.P. Bandgar, M. B. Zirange, P. P. Wadagaonkar, *Synlett.*, **2**, 149 (1996), DOI:10.1055/s-1996-5347
12. B. P. Bandgar, P. P. Wadagaonkar, *Synthetic Communications*, **27**, 2069(1997), DOI:10.1002/jccs.200700068
13. B. P. Bandgar, C. T. Hajare, P. P. Wadagaonkar, *Journal of Chemical Research Synopses*, **1**, 90 (1995), DOI:10.1002/jccs.200000170
14. B. P. Bandgar, S. R. Jagtap, S. B. Ghodeswar, P. P. Wadagaonkar, *Synthetic Communications*, **25**, 2993 (1995), DOI:10.1081/SCC-120005936
15. R. Ballini, G. Boscia, R. Maggi, G. Sartori, *Synlett*, **8**, 795(1997).
16. T. Green, W. Wuts., *PGM Protective Group in Organic Synthesis, 2nd edn. Wiley, New York*, 178, (1991), DOI:10.1021/jm990518h
17. F.A.J. Meskens, *Synthesis*, **5**, 501(1981).
18. E. Taylor, C. Chiang, *Synthesis*, **7**, 467 (1977), DOI: 10.1021/j100540a008
19. B. P. Bandgar, S. M. Zirange, P. P. Wadgaonkar, *Synthetic Communications*, **27(7)**, 1153(1997), DOI:10.1080/00397919708003351
20. C. Marti, M. Carreria, *European Journal of Organic Chemistry*, 2209(2003), DOI:10.1002/ejoc.200300050
21. S. Hibino, T. Choshi, *Natural Product Reports*, **18**, 66(2001).
22. H. Lin, S. J. Danishefsky, *Angewanted Chemie International Edition*, **42**, 36(2003), DOI:10.1002/anie.201201736
23. M. Petterson, D. Knueppel S. F., Martin, *Organic Letters*, **9**, 4623(2007), DOI:10.1021/ol702132
24. D. Ravelli, D. Dondi, M. Fagnoni, A. Albini, *Chemical Society Reviews*, **38**, 1999(2009).
25. H. Deppermann, A. H. Thomanek, G. P. Prenzel, W. J. Maison, *Journal of Organic Chemistry*, **75**, 5994 (2010), DOI:10.1021/jo101401
26. Z. Y. Cao, Y. H. Wang, X. P. Zeng, J. Zhou, *Tetrahedron Letter*, **55**, 2571(2014), DOI:10.1002/adsc.201700361
27. S. Wang, S. Yu, W. Sun, S. K. Shangary, P. D. Sun, D. McEachern, Y. Zhao, Patent, U. S., 2011052 (2011).
28. G. Zeni, R. C. Larock, *Chemical Reviews*, **106**, 4644 (2006), DOI:10.1021/cr020085h
29. C. V. Galliford, K. A. Scheidt, *Angewanted Chemie International Edition*, **46**, 8748(2007), DOI:10.1002/anie.200701342
30. S. Ma, X. Han, S. Krishna, S. C. Virgil, B. M. Stoltz, *Angewanted Chemie International Edition*, **48**, 8037(2009), DOI:10.1021/cr020039h
31. A. Fensome, W. R. Adams, A. L. Adams, T. J. Berrodin, J. Cohen, C. Huselton, A. Illenbeger, J. C. Kern, V. A. Hudak, M. A. Marella, E. G. Melenski, C. C. McComas, C. A. Mugford, O. D. Slayden, M. Yudt, Z. Zhang, Y. Zhu, R. C. Winneker, *Journal of Medicinal Chemistry*, **51**, 1861(2008).
32. B.K. Paul, D. Ray, N. Guchhait, *Physical Chemistry Chemical Physics*, **15**, 1275 (2013)
33. D. Havrylyuk, B. Zimenkovsky, O. Vasylenko, A. Gzella, R. Lesyk, *Journal Of Medicinal Chemistry*, **55**, 8630(2012), DOI:10.1021/jm300789g

34. C. Liang, J. Xia, D. Lei, X. Li, Q. Yao, J. Gao, *European Journal of Medicinal Chemistry*, **74**, 742, 2014.
35. S. B. Kumar, M. Ravindra, G. Kishore, V. J. Rao, P. Yogeewari, D. Sriram, *Medicinal Chemistry Research*, **23**, 1934 (2014).
36. K. Han, Y. Zhou, F. Liu, Q. Guo, P. Wang, Y. Yang, B. Song, W. Liu, Q. Yao, P. Yu. Teng, *Bioorganic and Medicinal Chemistry Letters*, **24**, 591 (2014), DOI:10.1016/j.bmcl.2013.12.001
37. R. Raj, P. Singh, J. Gut, P. J. Rosenthal, V. Kumar, *European Journal of Medicinal Chemistry*, **62**, 590 (2013), DOI:10.1016/j.ejmech.2013.01.032
38. M. Kumar, K. Ramasamy, V. Mani, R. K. Mishra, A. B. Majeed, E. D. Clercq, B. Narasimhan, *Arabian Journal of Chemistry*, **7**, 396 (2014).
39. K. Kumar, S. Carrere-Kremer, L. Kremer, Y. Gueerardel, C. Biot, V. Kumar, *Organometallics*, **32**, 5713 (2013).
40. P. Mondal, S. Jana, A. Balaji, R. Ramakrishna, L. K. Kanthal, *Journal of Young Pharmacists*, **4**, 38 (2012).
41. G. Kiran, T. Maneshwar, Y. Rajeshwar, M. Sarangapani, *Journal of Chemistry*, 2013, DOI:10.1155/2013/192039
42. A. Millemaggi, J. K. Taylor, *European Journal of Organic Chemistry*, 4527(2010), DOI:10.1155/2013/192039
43. F. Zhou, Y.-L. Liu, J. Zhou, *Advanced Synthesis and Catalysis*, **352**, 1381(2010), DOI:10.1002/adsc.201000161
44. T. Zhang, L. Cheng, S. Hammed, L. Liu, D. Wang, Y. J. Chen, *Chemical Communications*, **47**, 6644(2011).
45. G. Bencivenni, L.-Y. Wu, A. Mazzanti, B. Giannichi, F. Pesciaioli, M. P. Song, G. Bartoli, P. Melchiorre, *Angewandte Chemie International Edition*, **48**, 7200(2009), DOI:10.1002/anie.200903192
46. L. L. Wang, L. Peng, J.-F. Bai, L. N. Jia, X. Y. Luo, Xu. X. Y. Huang, L. X. Wang, *Chemical Communications*, **47**, 5593(2011), DOI:10.1002/asia.201201244
47. X. Jiang, Y. Sun, J. Cao, M. kai, N. He, X. Zhang, Y. Wang, R. Wang, *Advanced Synthesis And Catalysis*, **354**, 917(2012).

[RJC-5759/2020]